ÜBERFÜHRUNG A.13

QUERSCHNITT TYP B 1:50

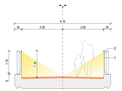

QUERSCHNITT TYP SICHTSCHUTZWAND 1:50

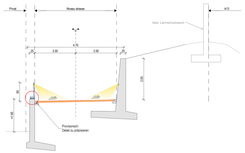

FVV BRÜCKE AU-LUSTENAU

AUSLEUCHTUNG DER BEWEGUNGSFLÄCHE
QUERSCHNITT TYP B 1:50

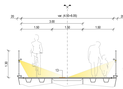

BEGEGNUNGSORT (Mitte)
QUERSCHNITT TYP C 1:50

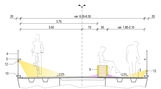

GELÄNDER (FVV Brücke) 1:20

Schnitt Ansicht

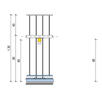

GELÄNDER (Begegnungsort) 1:20

Schnitt Ansicht

Legende

ÜBERFÜHRUNG A.13

Gelander
1 - Blech (h = ca. 1.1 m) Corten

Beleuchtung
2 - LED-Leuchte Lineasprint

BODEN BELEUCHTUNG 1:5

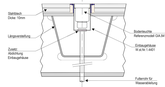

WIDERLAGER AU - WIDERLAGER LUSTENAU

AUSLEUCHTUNG DER PLATTFORM
QUERSCHNITT TYP D 1:50

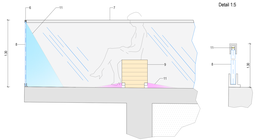

Detail 1:5

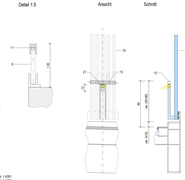

Legende

FVV BRÜCKE AU-LUSTENAU

Entwässerung
2 - Gussgitter (Wasserhain 76 12)

Gelander
Ansicht:
1 - Blech (h = ca. 1.1 m) M ø/ M 1.4/01
2 - Handlauf (50 mm) M ø/ M 1.4/01
3 - Stahl Profile M ø/ M 1.4/01
4 - Blech Corten
5 - Gelander aus Glas

Stromkasten
6 - Stromkasten Grauguss Nato C24

Beleuchtung
10 - Installationsrohr
11 - LED Leuchte Lineasprint
12 - LED Strahlerleuchte Pontemaxpolaris
13 - LED Strahlerleuchte (Fahrbahnpolaris)

PASSERELLE L203 LUSTENAU

Gelander
Ansicht:
14 - Handlauf (50 mm) M ø/ M 1.4/01
15 - Handlauf 50 mm M ø/ M 1.4/01
16 - Stahl Rohr M ø/ M 1.4/01
17 - Profile Blech M ø/ M 1.4/01
18 - Z-Schutzprofile M ø/ M 1.4/01
19 - Gelander aus Glas

Beleuchtung
20 - LED Leuchte Lineasprint
21 - LED Strahlerleuchte Pontemaxpolaris
22 - LED (Begegnungsort) Pontelux

PASSERELLE LUSTENAU

Strecke: "A" - Rampe Kirchstrasse
QUERSCHNITT TYP F BELEUCHTUNG BEGEGNUNGSORT 1:50



RAMPE KIRCHSTRASSE

QUERSCHNITT TYP G 1:50

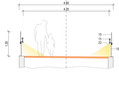

GELÄNDER 1:20

Ansicht Schnitt

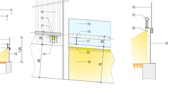

Strecke: WL Reichsstrasse -"A"
GELÄNDER (h=ca.20-80 cm) 1:50

Ansicht Schnitt

Strecke: WL Reichsstrasse - Rampe Kirchstrasse
QUERSCHNITT TYP E 1:50

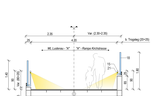

Strecke: "A" - Rampe - Kirchstrasse
GELÄNDER "A" 1:50

Ansicht Schnitt

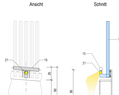

BELEUCHTUNGSKONZEPT
Grundriss Niveau Fahrbahnplatte 1:200

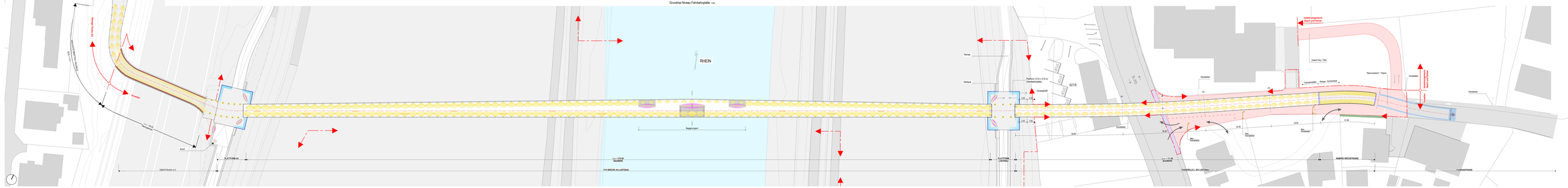
RHEIN
Begegnungsort
Rampe
Treppe
Plattform (12.5 x 12.5 m)
(Überfahrbarkeit)
Gussgitter
427.8
Kandelaber
Bus
Bushalt
Bushalt
Bus
Kandelaber
Kandelaber
Kandelaber